


Ice Tool Match

See how much you can remember about ice harvesting. Below are six ice tools. Can you match their names to the pictures? Can you match what they were used for to the pictures? Draw a line to connect the name of each tool with its picture. Then, draw a line to connect the picture of each tool to its description.

Breaking Bar



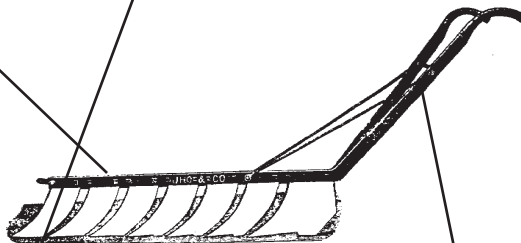
You can use this tool to separate ice blocks without cutting them.

Ice Plow



Picking up ice is easy if you use this tool.

Ice Saw




If it snows, you can hitch a horse to this tool to clean the snow off the ice before you cut.

Snow Scraper




This tool is used to cut ice blocks by hand.

Ice Tongs



To get ice to the shore, you need this tool to help push it in.

Pike Pole
or Ice Hook



You can hitch horses to this tool to cut the ice.

How Do We Harvest Ice?

Can you remember all the steps for harvesting ice? I hope so, because these ice harvesters have it all mixed up. Can you help them do it in the right order? Write the letter from each picture in the right blank so the ice harvest jobs will be in the right order.

A. Cut the ice
into blocks.

Job Number 1 _____

B. Pack the ice
into an ice house
with saw dust.

Job Number 2 _____

C. Load the ice
onto a bobsled
pulled by horses.

Job Number 3 _____

D. Mark the ice
field into a grid
so the men know
where to cut.

Job Number 4 _____

E. Push the ice
blocks to the
shore and take
them out of the
water.

Job Number 5 _____

F. Clear the
snow off the ice.

Job Number 6 _____